

Fraction Fit™ v1.0



User's Guide

Copyright © 2004 Creative Algorithms, LLC

Table of Contents

Introduction.....	1
Features.....	1
Applications.....	1
Software License.....	2
Trial Period.....	2
Using the Program.....	3
Drop-down Menu Items.....	4
Registering.....	5
Sharing the Program.....	6
Beaming the Program.....	6
Emailing the Program.....	6
Glossary.....	7

Introduction

Fraction Fit™ is an electronic whiz-wheel calculator for converting between fractions and decimals in units of inches and millimeters. When converting from a decimal to a fraction, it also displays the actual and percentage error. It also includes buttons for finding the next highest and next lowest fraction. Supports PalmOS® 2.0 and higher (including 5.0).

PalmOS and HotSync are registered trademarks of Palm, Inc. Palm is a trademark of Palm, Inc. Windows is a trademark of Microsoft Corp. Macintosh is a registered trademark of Apple Computer, Inc. Linux is a registered trademark of Linus Torvalds. RedHat is a registered trademark of RedHat, Inc. All other trademarks are the property of their respective owners.

Note: A glossary is provided at the end of this document in case you encounter technical terms for which you are unfamiliar.

Features

Fraction Fit™ features include:

- ✓ Conversion between millimeters and inches.
- ✓ Actual and percentage error display.
- ✓ Up to 5 decimal places of accuracy.
- ✓ Pushbuttons for manually incrementing and decrementing fractions.
- ✓ Fraction increments adjustable from 1/2 to 1/128th inch.
- ✓ Support for fractions from 1/999 to 999/1.
- ✓ Fingertip operation of pushbuttons.
- ✓ Numbers displayed in large font for easier reading.

Applications

Here are some examples of where Fraction Fit™ can be useful:

- ✓ Converting decimal measurements to fractional measurements.
- ✓ Converting drawings between metric and ANSI units.
- ✓ Selecting drill bits sizes from caliper readings.

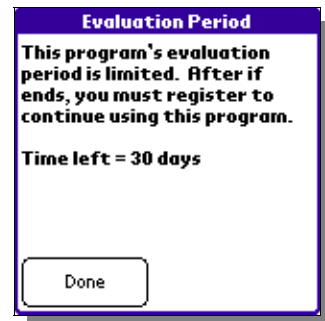
Software License

The very first time that you launch the program, the License Agreement screen will appear. Before using the software, you must read, understand, and agree to the software license. The software license is available online and is included in the software package downloaded from the Creative Algorithms website.



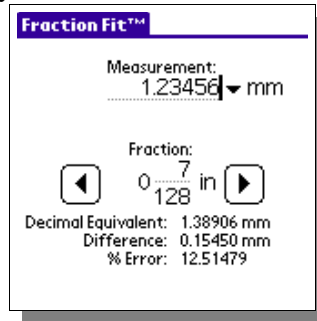
Trial Period

The program may be evaluated for 30 days from the date of installation. After which, you must purchase a registration key to unlock the program and continue using it. Every time the program is launched, you will be shown the number of evaluation days remaining. This display will not appear once the program is registered.



Using the Program

When you launch the program, you will see the main screen:



The screen is composed of two basic areas: the decimal measurement area, and the fraction area. The fraction area includes information about the decimal equivalent for the fraction, the difference between the fraction and the measured value, and the percentage error for the fraction compared to the measurement.

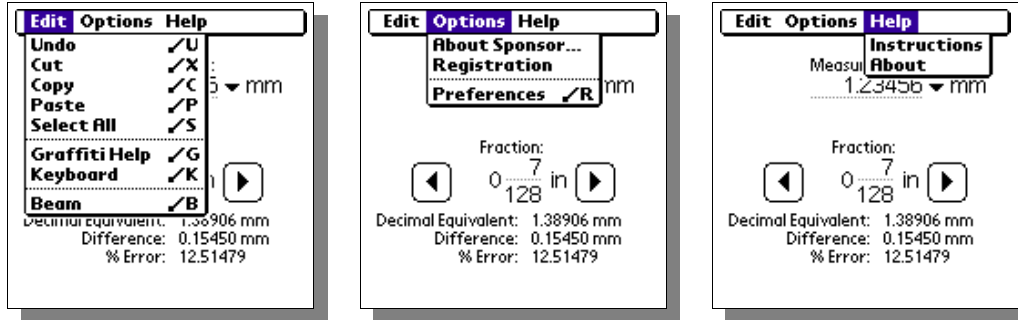
The measurement field is for entering readings from rulers, scales, calipers, or from values found on drawings. Entering a value in the measurement field will automatically calculate a new fraction as well as update the information in the fraction area.

The fraction area contains fields for a whole number, numerator, and denominator. The large arrow pushbuttons increment or decrement the fraction.

You can view other fractions by changing the fraction fields directly or by tapping the large arrow pushbuttons.

Drop-down Menu Items

These screen shots illustrate the drop-down menu items accessible from the program:



Undo/Cut/Copy/Paste/SelectAll/Keyboard/Graffiti Help:
Performs the selected action on the active field.

Beam:

Beams the program to other user's via the infrared port. See the "Sharing the Program" section for more information.

About Sponsor...:

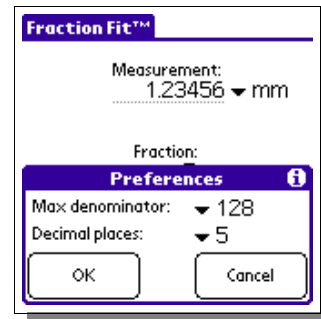
Displays information about the program's sponsor.

Registration...:

If registered, this displays information about to whom the program is registered. Otherwise, it displays instructions for registering the program and accepting the registration key.

Preferences...:

Shows the preferences screen that allows changes to the program's behavior. "Max denominator" sets the largest value the bottom part of the fraction will hold when converting a decimal number to a fraction. "Decimal places" sets the number of digits to the right of the decimal point for the "Decimal Equivalent" and "Difference" values.



Instructions...:

Shows quick tips for using the program.

About...:

Displays the program version.

Registering

Registration keys may be purchased on-line at <http://www.creativealgorithms.com>.

To begin the registration process, Launch the program. If the program has already expired, you will see the registration screen automatically. Otherwise, you will need to tap the menu button and select the “Registration...” menu item from the drop-down menu. The “Registration Instructions” screen will appear.



Note the PDA HotSync® user name displayed at the bottom. You will need to enter your user name exactly when registering the program. Tap the “Done” button and then the “Cancel” button.

Open the following URL in your Internet browser:
<http://www.creativealgorithms.com/products.html>.

Then add the program to your shopping cart. Follow the PayPal™ instructions for checking out. Be careful to enter your PDA HotSync® user name exactly when checking out. Otherwise, the registration key will not work. After PayPal™ has confirmed your payment, your registration key will be emailed to you.

Once you have your registration key, launch the program. If the program has already expired, you will see the registration screen automatically. Otherwise, you will need to select “Registration...” from the drop-down menu.

Tap the “Done” button. The registration key entry screen will appear. Enter the code that was emailed to you. Be careful to enter the code exactly as it appears in the email. Tap the “OK” button when you are finished. If you have entered the code correctly you will see the confirmation screen. The program is now unlocked and registered to you.



Sharing the Program

You can share the program with another Palm user either by “beaming” the program to them or by emailing it to them. You may not, however, share any registration key codes or coupon codes with them.

Beaming the Program

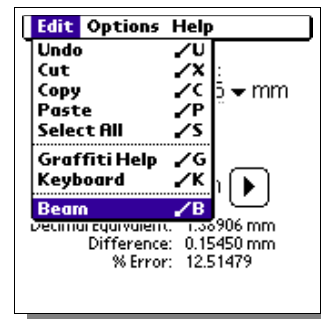
Press the “APPLICATIONS” button on the Palm™ device. The application launcher screen should appear. Tap the menu button to activate the drop-down menu. Select the “Beam” menu item.



Then, select the program from the list of available programs. Follow the manufacturer's instructions for beaming programs.



You can also beam the program while it is running by selecting the “Beam ...” menu item from the drop-down menu:



Emailing the Program

The best way to email the program is to email a link to the program. Copy the following link and paste it into your email:

<http://www.creativealgorithms.com/servingsizer.html>

Glossary

denominator

The part of the fractional expression found below the horizontal line signifying division.

numerator

The part of the fractional expression found above the horizontal line signifying division.

percent error

The proportion of error expressed by formula: $((\text{fraction} - \text{measured}) \div \text{measured}) \times 100$

whole number

A number that is not a fraction or decimal number; an integer.